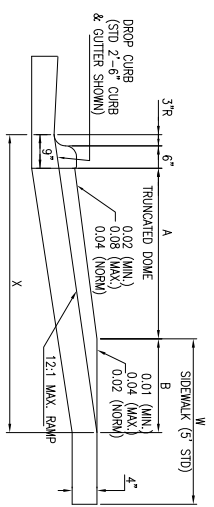
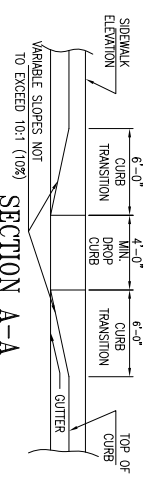


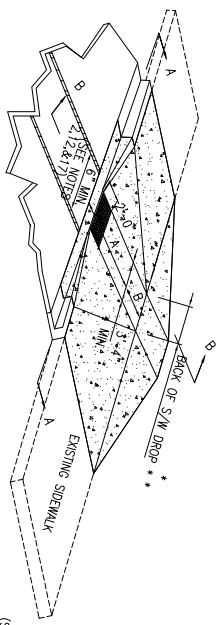
TYP. ROLL CURB SECTION AT HANDICAP RAMP



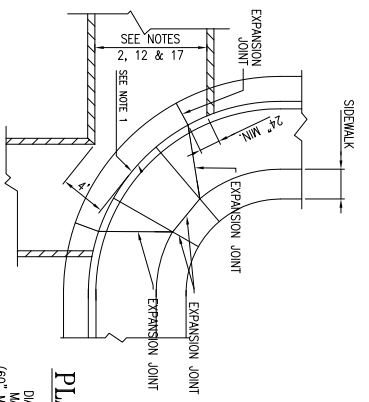
SECTION B-B



SECTION A-A

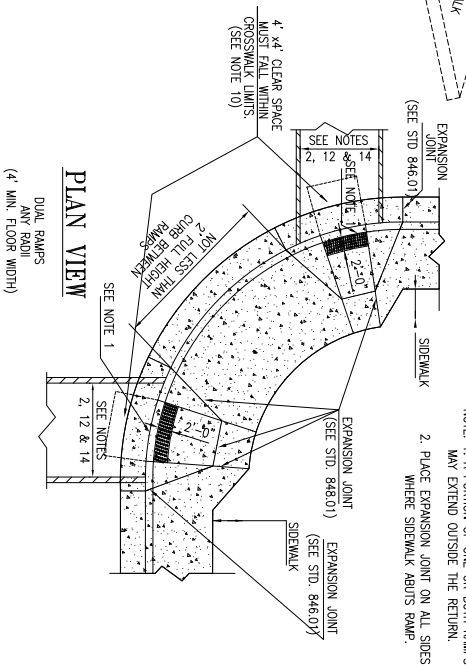


ISOMETRIC VIEW



PLAN VIEW

[NOT PERMISSIBLE FOR NEW CONSTRUCTION]



PLAN VIEW

SEE SHEET ST-2C FOR WHEELCHAIR RAMP NOTES.

W	A	W + A + 9"	X	B
5'	0.0'	5.8'	5.8'	5.0' *
6'	0.0'	6.8'	6.8'	6.0' **
7'	0.0'	7.8'	7.3'	6.5' **
8'	0.0'	8.8'	7.3'	6.5' **
5'	2.0'	7.8'	7.8'	5.0'
5'	2.5'	8.3'	8.1'	4.8'
5'	3.0'	8.8'	8.3'	4.4'
5'	3.5'	9.3'	8.4'	4.1'
5'	4.0'	9.8'	8.6'	3.8'
5'	4.5'	10.3'	8.7'	3.4'
5'	5.0'	10.8'	8.8'	3.1'

B = X - (A + 9")
 B = DISTANCE FROM FRONT EDGE OF SIDEWALK TO BACK POINT OF 12:1 (8.33%) SLOPE.
 * BACK OF SIDEWALK DROP REQUIRED FOR ALL SIDEWALK SLOPES.
 ** BACK OF SIDEWALK DROP REQUIRED FOR SIDEWALK SLOPES 0.04.

DETAIL NOT TO SCALE

WHEELCHAIR RAMP W/SIDEWALK ON BACK OF CURB

STREET DESIGN

Detail ST-2A

Town of Hope Mills, North Carolina

February 28, 2015 Original

